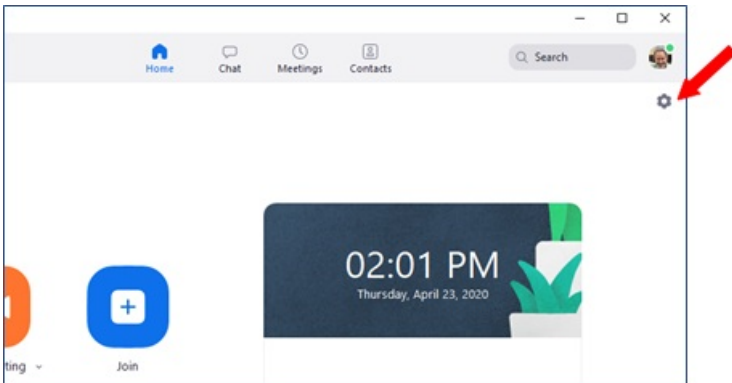


Zoom Virtual Backgrounds

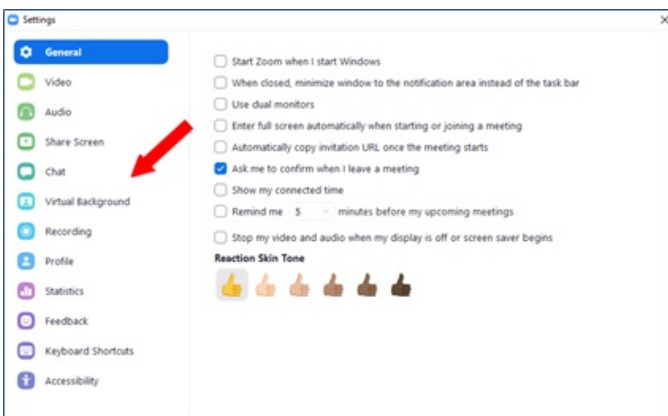
Last Modified on 10/26/2022 11:29 am PDT

Zoom Virtual Backgrounds.pdf

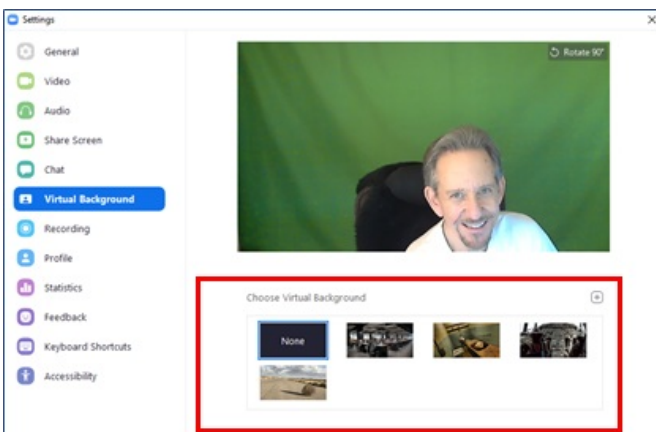
To set your virtual background, click on the settings gear in the upper right hand corner of the Zoom dashboard



Click on Virtual Backgrounds



The stock backgrounds are displayed



You can use any of the stock backgrounds, or upload your own background pictures. I am using a green screen, but it's not necessary. Zoom will automatically crop out the real space behind you and replace it with the background you choose.

