




Recording your name on your 485 phone

Last Modified on 10/15/2015 11:38 am PDT

1. Log in to voicemail by pressing  +  + Password +  .
If you do not have a password, enter the default password 1234.
2. From the voicemail Main Menu, press **7** to access mailbox options.
3. Press **6**.
4. Record your name, and then press **#**.
5. Choose one of the following options:
 - To accept your name recording, press **#**
 - To review your name recording, press **1**
 - To re-record your name, press **2**
 - To delete this recording, press **3**
 - To cancel, press * (**star**)