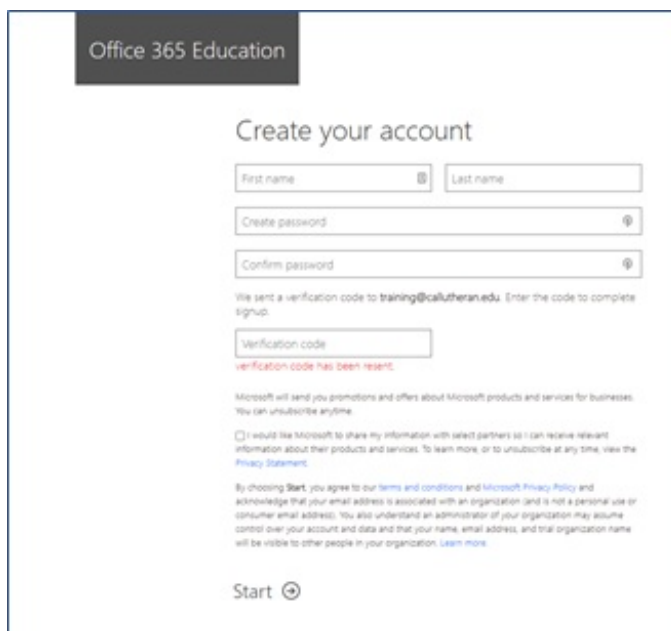


Accessing free software through Microsoft Azure

Last Modified on 10/21/2022 2:36 pm PDT

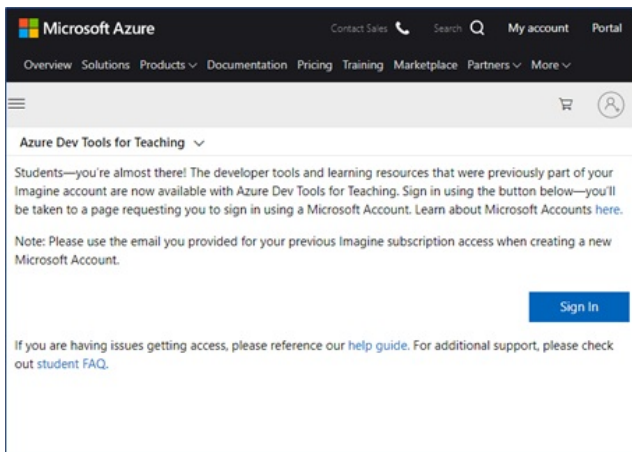


Visit the Office 365 Eligibility site and signup for an account:
<https://products.office.com/en-us/student/office-in-education?ms.officeurl=getoffice365>

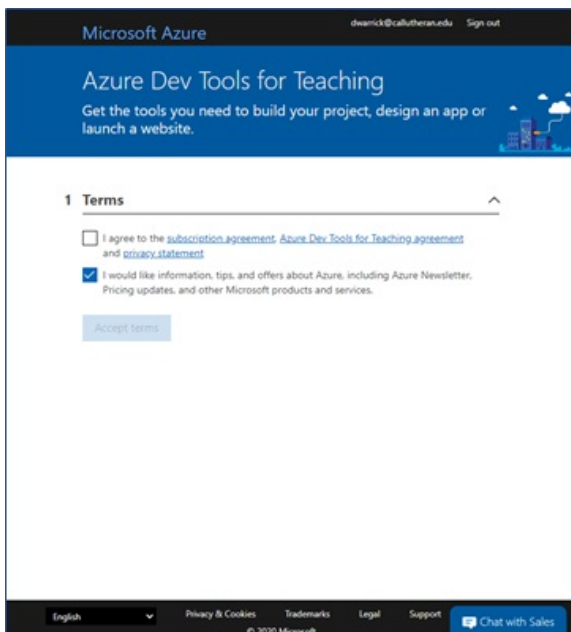
A screenshot of the "Create your account" page for Office 365 Education. The header reads "Office 365 Education". The main heading is "Create your account". There are four input fields: "First name", "Last name", "Create password", and "Confirm password". Below these fields, a message states: "We sent a verification code to training@callutheran.edu. Enter the code to complete signup." There is a "Verification code" input field. Below that, a red error message says "Verification code has been resent." At the bottom, there is a checkbox for "I would like Microsoft to share my information with select partners so I can receive relevant information about their products and services. To learn more, or to unsubscribe at any time, view the Privacy Statement." and a "Start" button with a right arrow icon.

The first part of the signup will ask for @callutheran.edu email. To create an account, enter your biographical information, First Name, Last Name, Date of Birth and a verification code that is emailed to the @callutheran.edu email.

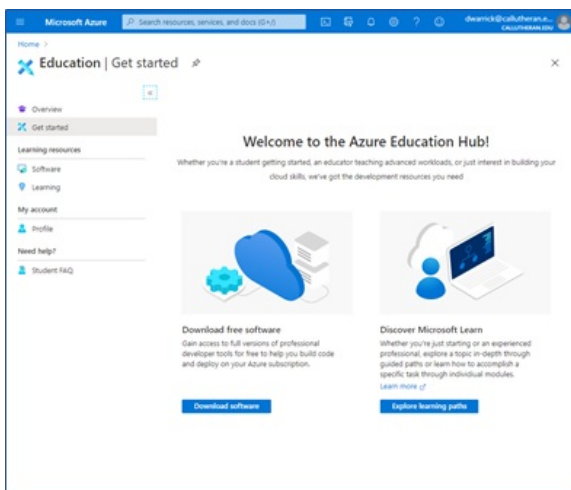
Once verification is confirmed, the user will be prompted to either use the phone number or alternate email (not @callutheran.edu) for account recovery purposes.



After the Office 365 account is created, visit <https://azureforeducation.microsoft.com/devtools> and authenticate with the password created when setting up the Office 365 account.

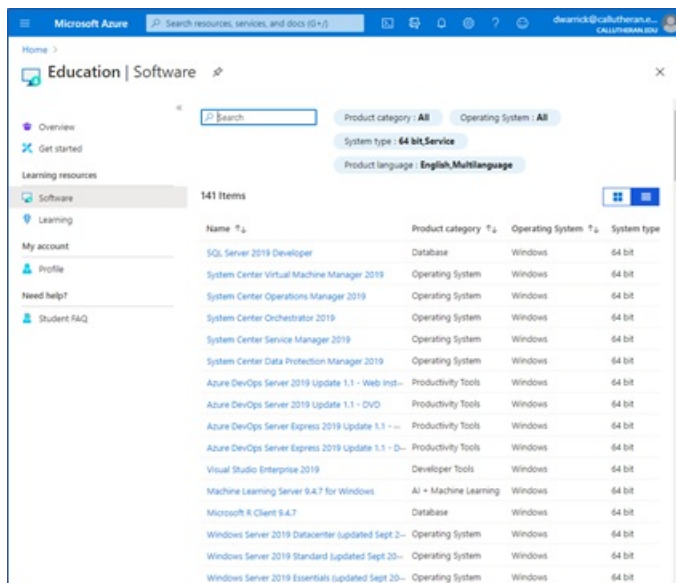


Accept the terms and conditions



Once logged into the Dev Tools a "Preview" screen will appear with a link for

“Software” (See screenshot above). Subsequent logins will require searching for “Software” or “Preview” to regain access to the downloads as there aren’t any quick links on the site. Clicking on "Software" will reveal a list of the available software through the site.



Here is a partial list of the software available through the site.

Access 2016

Azure DevOps Server 2019

BizTalk

Datazen

Machine Learning Server

Pluralsight

Project Professional 2019 (Windows Only)

Sharepoint Server 2019 Enterprise

SQL Server

Visual Studio Enterprise

Remote tools for Video Studio

Visio Professional 2016 (Windows Only)

Windows 10 Education, Version 1809

WintellectNow